

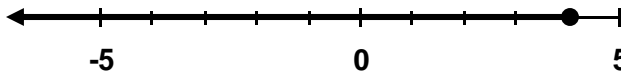
Name _____

GRAPHING INEQUALITIES #2 (ONE VARIABLE)

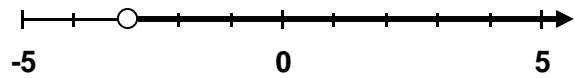
Directions: Graph each inequality on the number line provided. For all “less than” inequalities, you should draw your line to the left. For all “greater than” inequalities, draw your solution to the right. Shade your circle in whenever you see \leq or \geq .

Examples:

$x \leq 4$



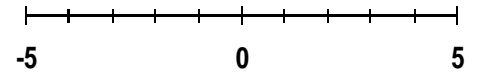
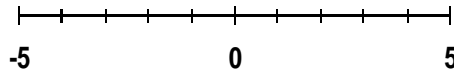
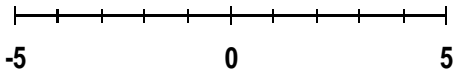
$x > -3$



1) $x \leq -3$

2) $x > -3$

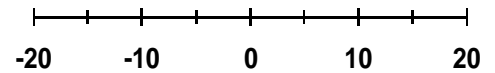
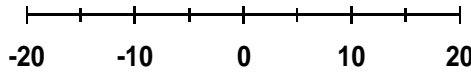
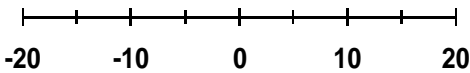
3) $x \geq 2$



4) $x \geq -20$

5) $x < 15$

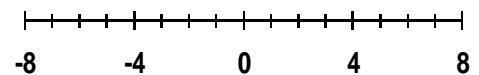
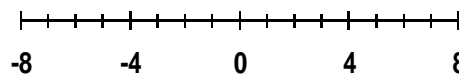
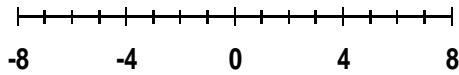
6) $x < -5$



7) $x > 4$

8) $x > -5$

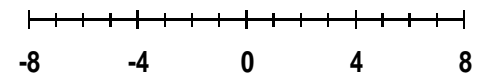
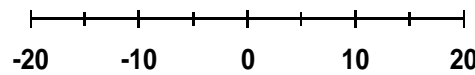
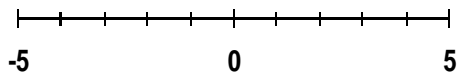
9) $x < -1$



10) $x \geq -2$

11) $x \leq 10$

12) $x < 7$



13) $x \geq -3$

14) $x \leq -10$

15) $-x < 1$

