

Name _____

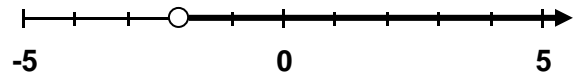
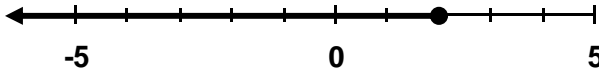
GRAPHING INEQUALITIES #6 (ONE VARIABLE)

Directions: Solve each inequality and then graph the solution on the number line. For all “less than” inequalities, you should draw your line to the left. For all “greater than” inequalities, draw your solution to the right. Shade your circle in whenever you see \leq or \geq .

Examples:

$$\begin{aligned} 2x + 1 &\leq 7 \\ x &\leq 3 \end{aligned}$$

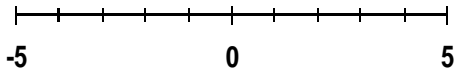
$$\begin{aligned} 3x - 1 &> -7 \\ x &> -2 \end{aligned}$$



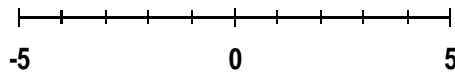
1) $2x + 32 \leq 42$

2) $3x - 26 > -35$

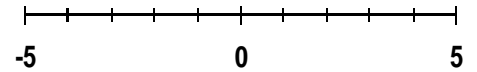
3) $22 + 4x \geq 26$



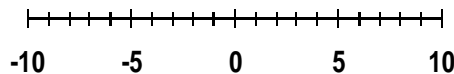
4) $10x + 60 \leq -20$



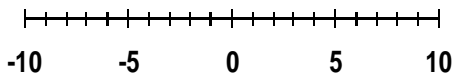
5) $9x + 54 < 72$



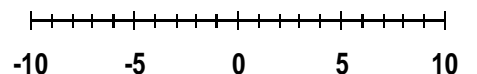
6) $8x - 47 < -55$



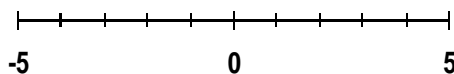
7) $2x + 50 > 46$



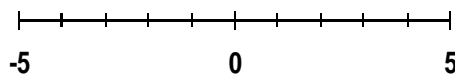
8) $5x - 10 > -25$



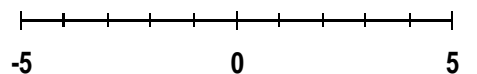
9) $6x + 19 < 43$



10) $20 + 5x \geq 50$



11) $4x + 64 \leq 80$



12) $-2x + 4 < 10$

