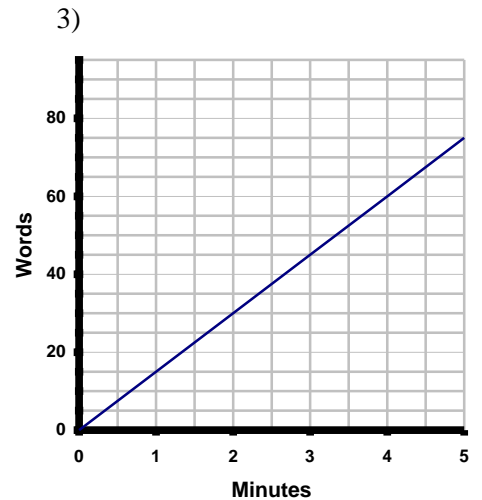
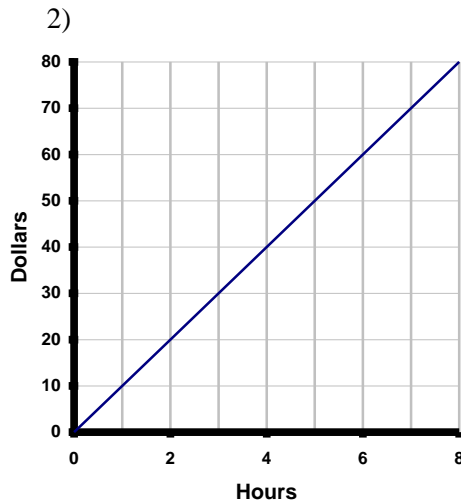
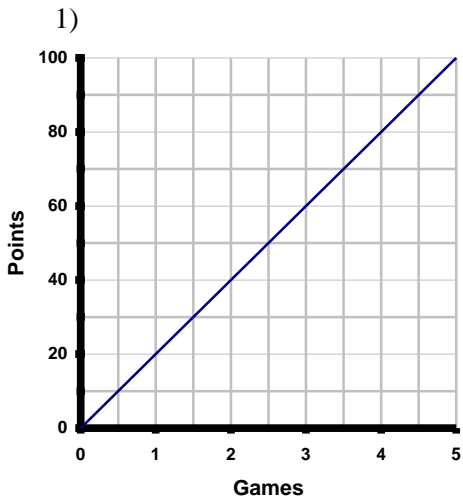


INTERPRETING GRAPHS #1

Directions: Circle the letter(s) for each correct statement. There may be more than one true statement.



a) (1,20) means 20 points in 1 game

a) (4,40) means \$4 in 40 hours

a) (2,30) means 30 words in 2 min.

b) (4,80) means 4 points in 80 games

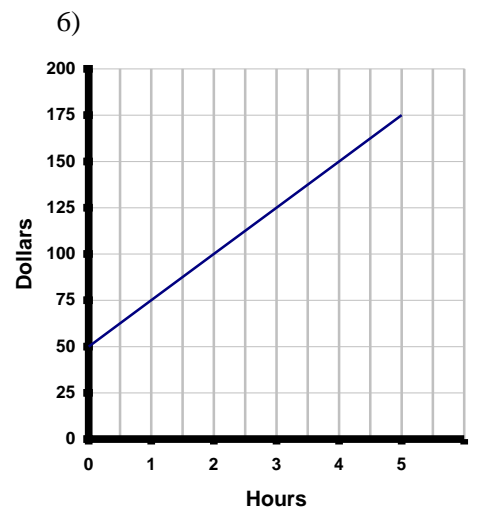
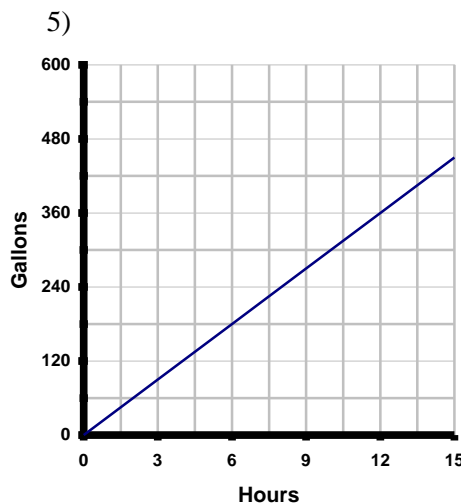
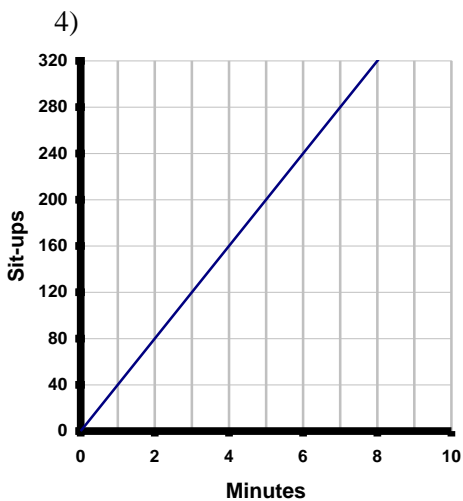
b) (0,0) means \$0 in zero hours

b) (4,60) means 4 min. for 60 words

c) (0.5,10) means 10 points scored in half of a game

c) (2,20) means that it took 20 hours to earn \$2

c) An extended graph will show that it took 6 minutes to type 90 words



a) (80,2) means 80 sit-ups in 2min.

a) 150 gallons were used in 6 hours

a) (0,0) means \$0 for 0 hours worked

b) (5,200) means 200 sit-ups in 5 min.

b) 180 gallons were used in 6 hours

b) (3,125) means \$125 for 3 hours

c) This person performed 40 sit-ups per minute

c) 200 gallons were used in 6 hours

c) (0,50) means \$50 earned before any work was done