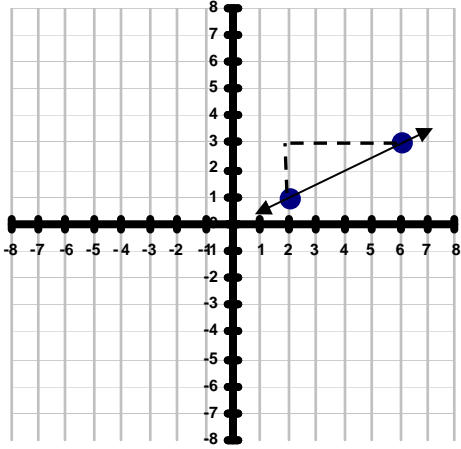


Name \_\_\_\_\_

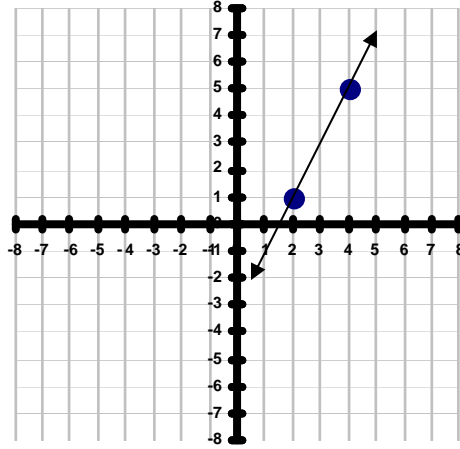
### SLOPE OF A LINE #1

**Directions:** The *slope of a line* measures the steepness of a graph. To calculate the slope, you must find the quotient of the *rise* and *run* of the line. The rise measures the vertical change, or change in *y-coordinates*, between the two points. The run measures the horizontal change, or change in *x-coordinates*, between the two points. Find the slope of each line below. You can express the slope as a simplified fraction, a whole number, or a decimal.

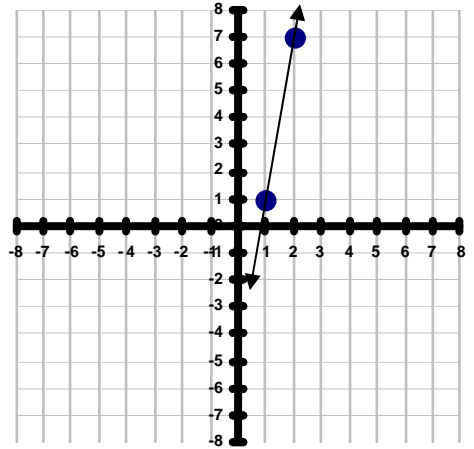
1) Rise 2 Run 4 Slope \_\_\_\_\_



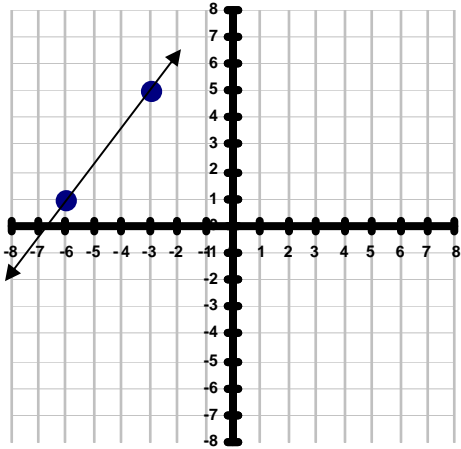
2) Rise \_\_\_\_\_ Run \_\_\_\_\_ Slope \_\_\_\_\_



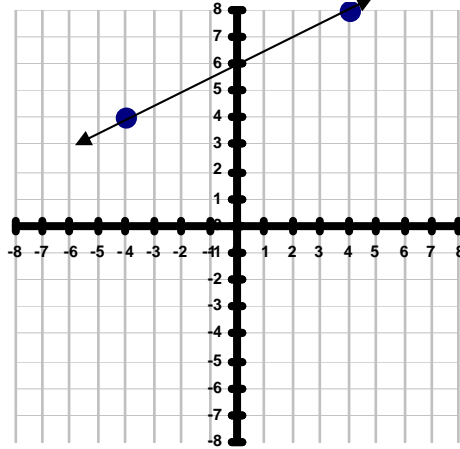
3) Rise \_\_\_\_\_ Run \_\_\_\_\_ Slope \_\_\_\_\_



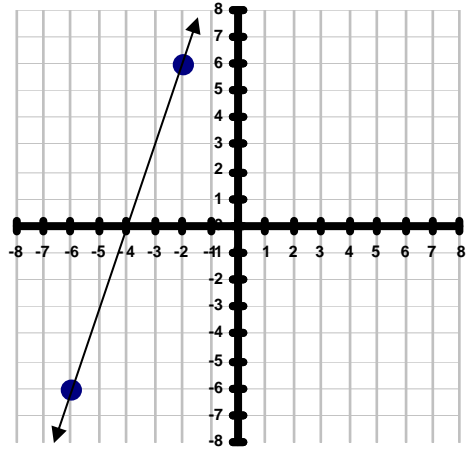
4) Rise \_\_\_\_\_ Run \_\_\_\_\_ Slope \_\_\_\_\_



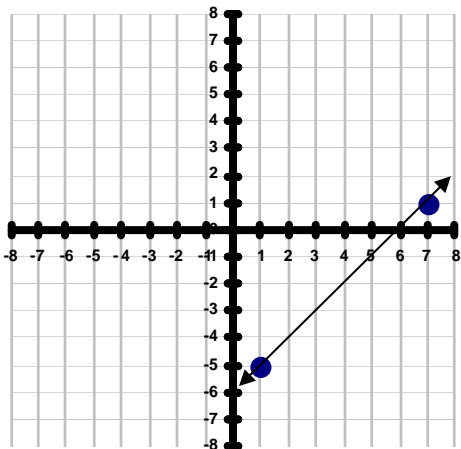
5) Rise \_\_\_\_\_ Run \_\_\_\_\_ Slope \_\_\_\_\_



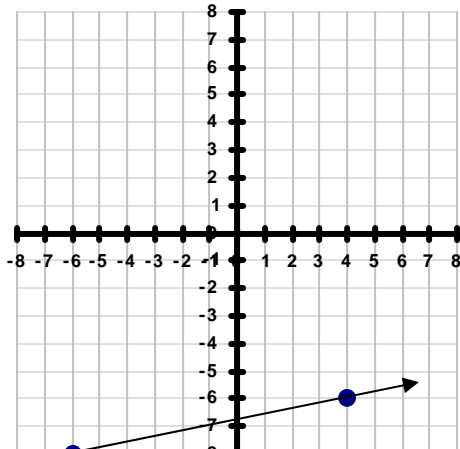
6) Rise \_\_\_\_\_ Run \_\_\_\_\_ Slope \_\_\_\_\_



7) Rise \_\_\_\_\_ Run \_\_\_\_\_ Slope \_\_\_\_\_



8) Rise \_\_\_\_\_ Run \_\_\_\_\_ Slope \_\_\_\_\_



9) Rise \_\_\_\_\_ Run \_\_\_\_\_ Slope \_\_\_\_\_

