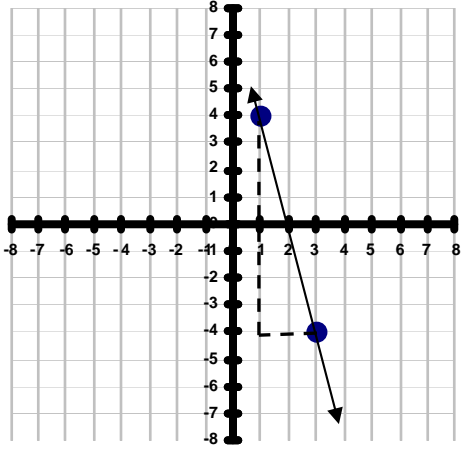


Name _____

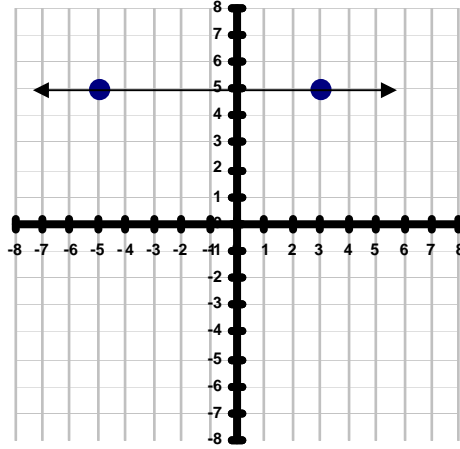
SLOPE OF A LINE #5

Directions: The *slope of a line* measures the steepness of a graph. To calculate the slope, you must find the quotient of the *rise* and *run* of the line. The rise measures the vertical change, or change in *y-coordinates*, between the two points. The run measures the horizontal change, or change in *x-coordinates*, between the two points. Find the slope of each line below. You can express the slope as a simplified fraction, a whole number, or a decimal.

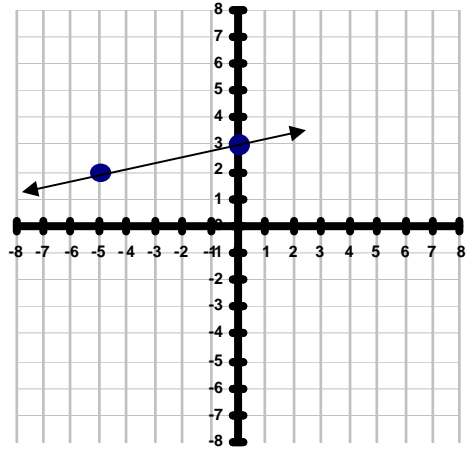
1) Rise -8 Run 2 Slope _____



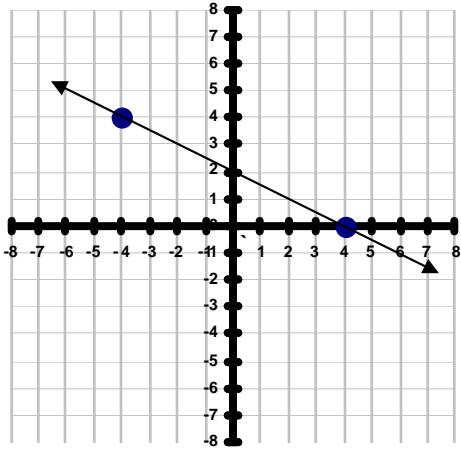
2) Rise _____ Run _____ Slope _____



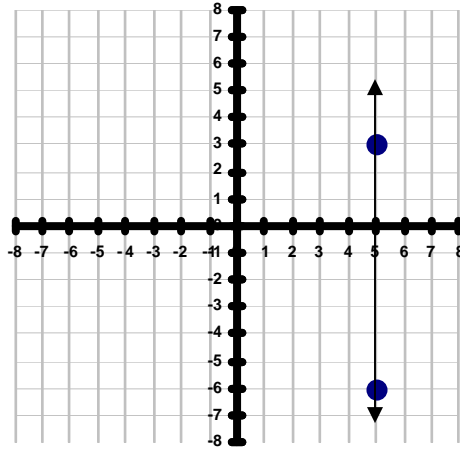
3) Rise _____ Run _____ Slope _____



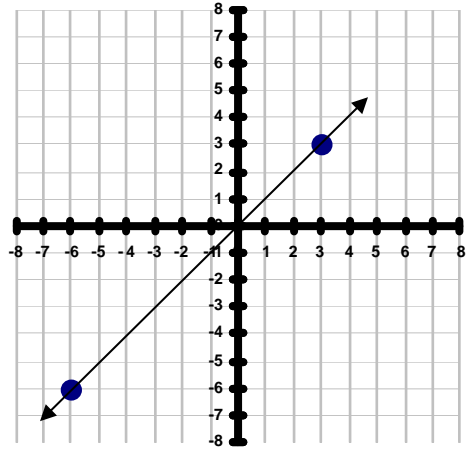
4) Rise _____ Run _____ Slope _____



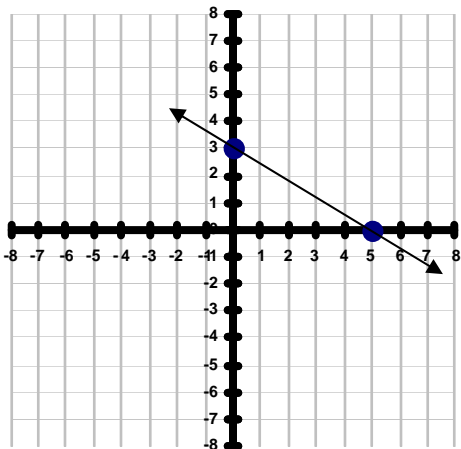
5) Rise _____ Run _____ Slope _____



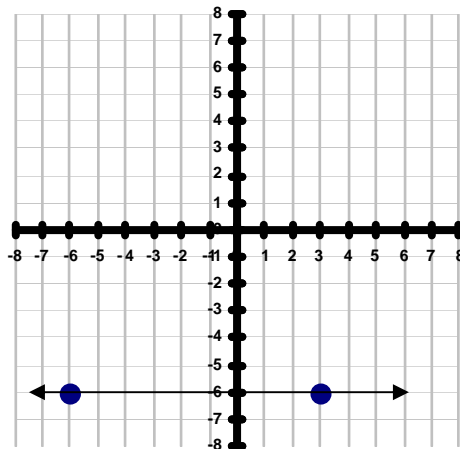
6) Rise _____ Run _____ Slope _____



7) Rise _____ Run _____ Slope _____



8) Rise _____ Run _____ Slope _____



9) Rise _____ Run _____ Slope _____

